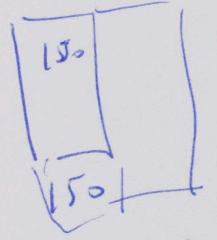
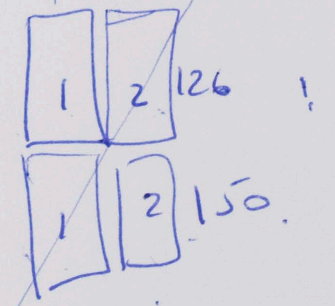
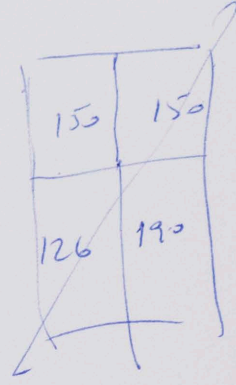
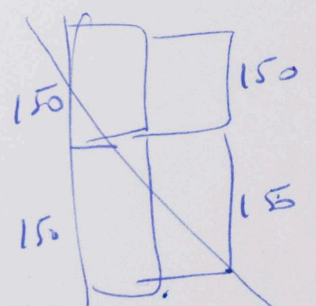
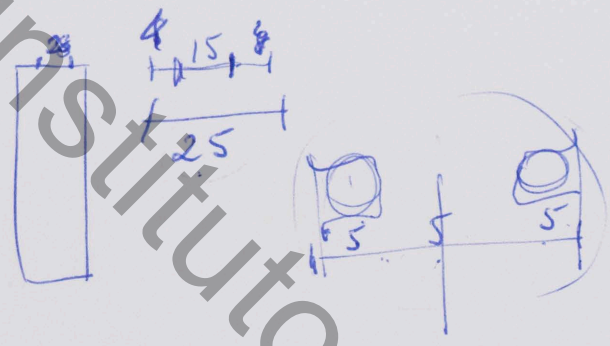


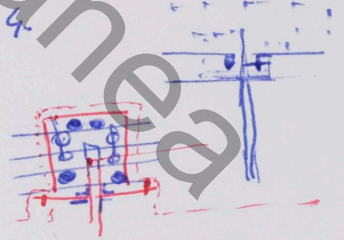
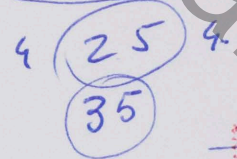

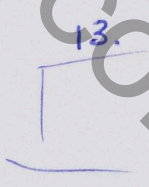


ERISON: Solder chapas velhas
 entre 3mm or 4mm.



8m +
 4 + 4
 2.15



MILTON: CAIXA de cimento
 2.10 alt x 20cm ^{prof} x 25 - 1.80
 Caixa de madeira ^{em} base
 2.108



(CAIXA DE TUBO PEX) (custo 2)
 CAIXA DE MADEIRA (plano de 1cm)
 2.10 alt x 20cm ^{prof} x 25 - (uso livre)
 (medido interna)

ALVENARIA: 2.10 alt x 22 cm x 30 cm.