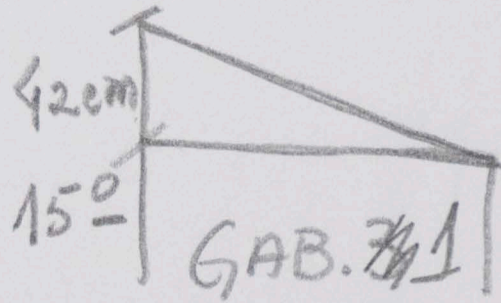
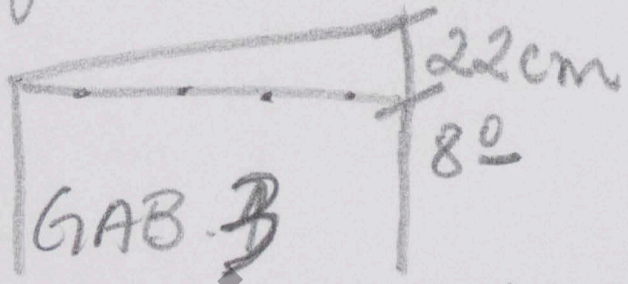



1ª chapa Medidas da Peça frontal 13/6/15

- chapas de Ferro soldadas nas extremidades p/ fazer a angulação (diagonal p/ entrar na calandria)



- Evoluções da chapa na Calandria (desenvolvimento)



Instituto de arte contemporânea