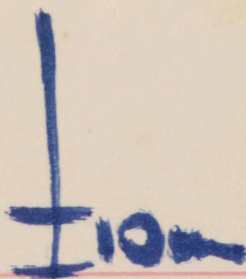



paredes




para 490



18°

1 2 3



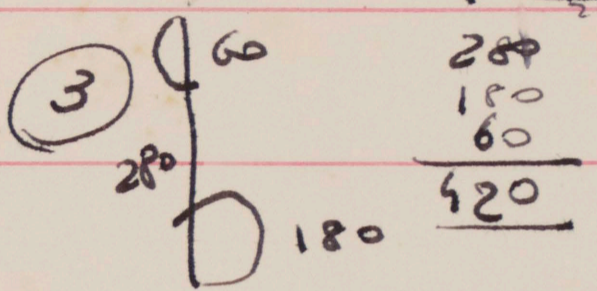

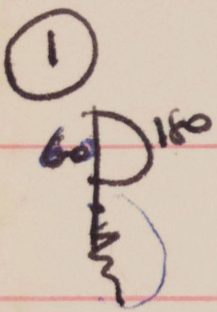
na dentro

chapa  
tudo isso  
de alumínio  
+ parte de cobre

9.50  
6.40  
3.10

fundo interno  
de chapa cobre desoll.

1m 1m 20cm



240

6.40


4.20

60.

- 20



rebolo de casa



Cortar o rebolo - 6.40 (2)

Sobras - 3.00 (1)

Trays betão - pregos -

chapa  
lástia  
por fora

2

