



Instituto de arte contemporânea

pelo antigo

TUBO $\frac{5}{8}$
(+ grosso)

base 1
(elemento + longo)

$68+30 = 1.00m$

base 2 (elemento + curto)

$57+30 \text{ cm} = 90 \text{ cm}$

TOTAL
1.90m

MEIO TUBO de

TUBO $\frac{1}{2}$
(+ fino)

2.20m
1.10m
3.30
1.00
4.30
1 TUBO $\frac{1}{2}$

base 1 - HASTE MAIOR $9+30 = 1.30m$

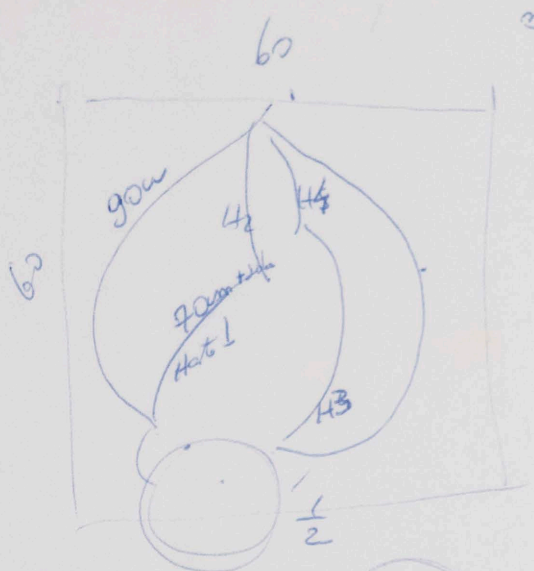

HASTE MENOR - N TEM TUBO

base 2 - HASTE MAIOR - $54+30 = 90m$

HASTE MENOR - N TEM TUBO


circulo - 24cm ϕ - $75 \text{ cm} + 30 = 1.10m$
(80cm)

mão francesas - $20+30 = 50 \text{ cm}$
50cm } 1.00m



$$70c = 1 \text{ ncho} + 6 \text{ sobre } 30 - \frac{5}{8} - 3m$$

$$\frac{1.10}{150} \text{ (6+30=90)}$$



$\frac{5}{8} = 3m$

1 MEIO TUBO $\frac{5}{8}$

ϕ 22 a 24 cm - $75 + \text{sobre } (30) = 110 - \frac{1}{2} - \frac{1}{2} = 5.50m$
mão francesas - 30cm

- Haste 1 - $70c + \text{sobre} = 100$
- Haste 2 - $60c + \text{sobre} = 90$
- Haste 3 - $85 + \text{sobre} = 145$
(60cm + 85) = 145

110
190
115
30
505

1 TUBO $\frac{1}{2}$

